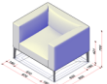

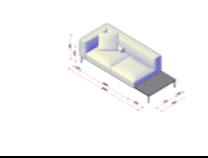

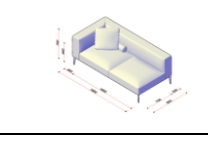

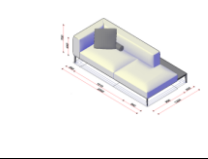

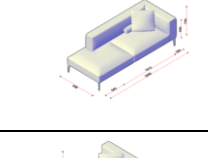

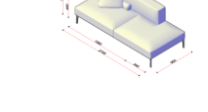






Photo	Drawing	Article No.	Dimension (W*D*H)MM	Descriptions
FOSMUS				
 	Fosmus	Fosmus-1S	1050*940*690	Inner : solid wood frame with plywood and spring Foam : 35% high density foam for backrest and 45% for seat Leg : Alluminum alloy one-piece molding feet Option: pillows
		Fosmus-2S	2000*940*690	
		Fosmus-3S	2400*940*690	
BIDOUSIA				
	Bidousia	Bidousia-1S	1100*930*870	Inner : solid wood frame with plywood and spring Foam : 35% high density foam for backrest and 45% for seat Leg : Alluminum alloy one-piece molding feet
		Bidousia-3S	2500*930*870	
PACADOS				
 	Pacados	Pacados-1S	1350*900*770	Inner : solid wood frame with plywood and spring Foam : 35% high density foam for backrest and 45% for seat Leg : chrome leg or powder coated leg
		Pacados-2S	1950*900*770	
		Pacados-3S	2450*900*770	
VIMAND				
    	    	Vimand (Big) -1S	970*820*700	Inner : solid wood frame with plywood and spring Foam : 35% high density foam for backrest and 45% for seat Leg : Aluminum alloy with black powder coated steel leg
		Vimand (Big) -2S	1700*820*700	
		Vimand (Big) -3S	2300*820*700	
		Vimand (Big) - Bench	1630*530*440	Inner : solid wood frame with plywood and spring Foam : 35% high density foam for backrest and 45% for seat Leg : Aluminum alloy with black powder coated steel leg
		Vimand (Big) - Beach	1250*740*440	
		Vimand (Big) -1S+tea table	1120*820*700	Inner : solid wood frame with plywood and spring Foam : 35% high density foam for backrest and 45% for seat Leg : Aluminum alloy with black powder coated steel leg Tea table: black melamine
		Vimand (Big) - with corner backrest	1900*1390*700	Inner : solid wood frame with plywood and spring Foam : 35% high density foam for backrest and 45% for seat Leg : Aluminum alloy with black powder coated steel leg
		Vimand (big) -大贵妃+back tea table	1900*1690*700	Inner : solid wood frame with plywood and spring Foam : 35% high density foam for backrest and 45% for seat Leg : Aluminum alloy with black powder coated steel leg Tea table: black melamine

		Vimand (Big) - 3S+tea table	2400*950*700	Inner : solid wood frame with plywood and spring Foam : 35% high density foam for backrest and 45% for seat Leg : Aluminum alloy with black powder coated steel leg Tea table: black melamine
		Vimand (Big) - 3S+tea table	1900*950*700	Inner : solid wood frame with plywood and spring Foam : 35% high density foam for backrest and 45% for seat Leg : Aluminum alloy with black powder coated steel leg
		Vimand (big) - 3S+back tea table	2300*1250*700	Inner : solid wood frame with plywood and spring Foam : 35% high density foam for backrest and 45% for seat Leg : Aluminum alloy with black powder coated steel leg Tea table: black melamine
		Vimand (Big) -3S	2300*950*700	Inner : solid wood frame with plywood and spring Foam : 35% high density foam for backrest and 45% for seat Leg : Aluminum alloy with black powder coated steel leg
		Vimand (Big) - without armrest	2100*950*700	



VIMANDLITE

 	Vimandlite (small)	Vimandlite-1S	810*760*700	Materials: Inner : solid wood frame with plywood and spring Foam : 35% high density foam for backrest and 45% for seat Upholstery : Pu leather Leg : black powder coated leg Option: aluminum alloy leg
		Vimandlite-2S	1550*760*700	
		Vimandlite-3S	2050*760*700	



JIALANE

 	Jialane (Big)	Jialane(Big) -1S	870*900*720	Inner : solid wood frame with plywood and spring Foam : 35% high density foam for backrest and 45% for seat Leg : Stainless steel leg
		Jialane(Big) -2S	1530*900*720	
		Jialane(Big) -3S	2180*900*720	

JIALANELITE

 	Jialanelite (small)	Jialanelite-1S	830*770*740	Inner : solid wood frame with plywood and spring Foam : 35% high density foam for backrest and 45% for seat Leg : Stainless steel leg
		Jialanelite-2S	1360*770*740	
		Jialanelite-3S	1940*770*740	








SIRWOOD

 	Sirwood	Sirwood-1S	800*800*820	Inner : solid wood frame with plywood and spring Foam : 35% high density foam for backrest and 45% for seat Leg : Stainless steel leg
		Sirwood-2S	1950*950*820	
		Sirwood-3S	2400*950*820	



BASSMAN

 	Bassman	Bassman-1S	940*720*760	Inner : solid wood frame with plywood and spring Foam : 35% high density foam for backrest and 45% for seat Cover material:PU Leg : powder coated leg
		Bassman-2S	1480*720*760	
		Bassman-3S	2060*720*760	



LUCIAN

      	Lucian	Lucian-1S	850*750*720	Inner : solid wood frame with plywood and spring Foam : 35% high density foam for backrest and 45% for seat Cover material:PU Leg : powder coated leg(black and white for optional)
		Lucian-2S	1600*750*720	
		Lucian-3S	1950*750*720	
		Lucian-2S -L	1200*750*720	
		Lucian-3S -L	1600*750*720	
		Lucian-(bench)	1600*750*430	
		Bassman-(bench)	1800*600*450	



BADELY

 	Badely	Badely-1S	1050*870*800	Inner : solid wood frame with plywood and spring Foam : 35% high density foam for backrest and 45% for seat Cover material:PU Leg : solid stanless steel leg
		Badely-2S	1700*870*800	
		Badely-3S	2100*870*800	



ULIKE

 	Ulike	Ulike-1S	920*890*750	Inner : solid wood frame with plywood and spring Foam : 35% high density foam for backrest and 45% for seat Cover material:PU Leg : solid stanless steel leg
		Ulike-2S	1570*890*750	
		Ulike-3S	2220*890*750	


SENSEAM

 	Senseam	Senseam-1S	820*730*820	Inner : solid wood frame with plywood and spring Foam : 35% high density foam for backrest and 45% for seat Cover material:PU Leg : solid stainless steel leg
		Senseam-2S	1480*730*820	
		Senseam-3S	2070*730*820	

FANINK

 	Fanink	Fanink-1S	930*830*800	Inner : solid wood frame with plywood and spring Foam : 35% high density foam for backrest and 45% for seat Cover material:PU Leg : solid stainless steel leg
		Fanink-2S	1510*830*800	
		Fanink-3S	2070*830*800	



MEOLOPE

	Meolope	Meolope-1S	1060*880*800	Inner : solid wood frame with plywood and spring Foam : 35% high density foam for backrest and 45% for seat Cover material:PU (optional: genuine leather) Leg : solid stainless steel leg
		Meolope-2S	1650*880*800	
		Meolope-3S	2220*880*800	



FRINTPO

 	Frintpo	Frintpo-1S	960*835*700	Inner : solid wood frame with plywood and spring Foam : 35% high density foam for backrest and 45% for seat Cover material:PU/Fabric Leg : solid stainless steel leg
		Frintpo-2S	1750*835*700	
		Frintpo-3S	2100*835*700	
		Frintpo-3SA	1720*490*410	Inner : solid wood frame with plywood and spring Foam : 35% high density foam for backrest and 45% for seat Cover material:PU/Fabric Leg : stainless steel leg


LOUDNIS

 	Loudnis	Loudnis-1S	800*860*760	Inner : solid wood frame with plywood and spring Foam : 35% high density foam for backrest and 45% for seat Cover material:PU/Fabric Feet : stainless steel leg
		Loudnis-2S	1360*860*760	
		Loudnis-3S	1930*860*760	


LEEN

 	Leen	Leen-1S	850*800*780	Inner : solid wood frame with plywood and spring Foam : 35% high density foam for backrest and 45% for seat Cover material:PU Feet : chrome leg
		Leen-2S	1450*800*780	
		Leen-3S	2050*800*780	


WIDAPE

	Widape	Widape-1S	800*800*760	Inner : solid wood frame with plywood and spring Foam : 35% high density foam for backrest and 45% for seat Cover material:PU Feet : powder coated leg
		Widape-2S	1300*800*760	
		Widape-3S	1900*800*760	


BARO

	Baro	Baro-1S	1060*860*780	Inner : solid wood frame with plywood and spring Foam : 35% high density foam for backrest and 45% for seat Cover material:PU/Fabric Leg : stainless steel leg
		Baro-2S	1650*860*780	
		Baro-3S	2160*860*780	

ETS

	ETS	ETS-1S	820*860*790	Inner : solid wood frame with plywood and spring Foam : 35% high density foam for backrest and 45% for seat Cover material:PU Leg : Walnut single leg
		ETS-2S	1650*860*790	
		ETS-3S	2080*860*790	


BOGAD

	Bogad	Bogad-1S	1230*950*770	Inner : solid wood frame with plywood and spring Foam : 35% high density foam for backrest and 45% for seat Cover material:PU Leg : stainless steel leg
		Bogad-2S	1650*950*770	
		Bogad-3S	2350*950*770	



KUTTY

	Kutty	Kutty-1S	980*780*660	Inner : solid wood frame with plywood and spring Foam : 35% high density foam for backrest and 45% for seat Cover material:PU/Fabric Leg : plastic no-slip
		Kutty-2S	1530*780*660	
		Kutty-3S	2070*780*660	



DARMEAN

	Darmean	Darmean-1S	980*800*700	Inner : solid wood frame with plywood and spring Foam : 35% high density foam for backrest and 45% for seat Cover material:PU/Fabric Leg : stainless steel leg
		Darmean-2S	1500*800*700	
		Darmean-3S	2020*800*700	



ROLANSE

 	Rolanse	Rolanse-1S	920*820*720	Inner : solid wood frame with plywood and spring Foam : 35% high density foam for backrest and 45% for seat Cover material:PU/Fabric Leg : stainless steel leg
		Rolanse-2S	1500*820*720	
		Rolanse-3S	2070*820*720	

MICHE

 	Miche	Miche-1S	810*810*730	Inner : solid wood frame with plywood and spring Foam : 35% high density foam for backrest and 45% for seat Leg : stainless steel leg Option: aluminum alloy leg
		Miche-2S	1410*810*730	
		Miche-3S	2010*810*730	


CHELLOW

 	Chellow	Chellow-1S	800*880*670	Inner : solid wood frame with plywood and spring Foam : 35% high density foam for backrest and 45% for seat Leg : black powder coated leg
		Chellow-2S	1600*880*670	
		Chellow-3S	2180*880*670	


SORALAND

 	Soraland	Soraland-1S	720*830*780	Inner : solid wood frame with plywood and spring Foam : 35% high density foam for backrest and 45% for seat Leg : wooden leg
		Soraland-2S	1300*830*780	
		Soraland-3S	1880*830*780	


DEA

	DEA	DEA-1S	850*810*720	Inner : solid wood frame with plywood and spring Foam : 35% high density foam for backrest and 45% for seat Leg : chrome leg
		DEA-2S	1400*810*720	
		DEA-3S	1900*810*720	


DEASON

	Deason	Deason-1S	900*800*725	Inner : solid wood frame with plywood and spring Foam : 35% high density foam for backrest and 45% for seat Leg : stainless steel leg
		Deason-2S	1600*800*725	
		Deason-3S	2100*800*725	


BYSEALOR

	Bysealor	Bysealor-1S	900*800*705	Inner : solid wood frame with plywood and spring Foam : 35% high density foam for backrest and 45% for seat Leg : stainless steel leg
		Bysealor-2S	1600*800*705	
		Bysealor-3S	2100*800*705	


SCRO

	Scro	Scro-1S	850*780*700	Inner : solid wood frame with plywood and spring Foam : 35% high density foam for backrest and 45% for seat Leg : stainless steel leg
		Scro-2S	1430*780*700	
		Scro-3S	2030*780*700	


LANI

	Lani	Lani	920*770*700	Inner : solid wood frame with plywood and spring Foam : 35% high density foam for backrest and 45% for seat Leg : chrome leg
---	-------------	------	-------------	--


ALIARY

	Aliary	Aliary	735*725*705	Inner : solid wood frame with plywood and spring Foam : 35% high density foam for backrest and 45% for seat Leg : Walnut single leg
---	---------------	--------	-------------	---


LOOSIMO

	Loosimo	Loosimo	800*860*760	Inner : solid wood frame with plywood and spring Foam : 35% high density foam for backrest and 45% for seat Leg : Powder coated leg
--	----------------	---------	-------------	---

WEISENT

	Weisent	Weisent	630*700*750	Inner : solid wood frame with plywood and spring Foam : 35% high density foam for backrest and 45% for seat Leg : Powder coated leg
---	----------------	---------	-------------	---

ARAGO

	Arago	Arago	630*700*750	Inner : solid wood frame with plywood and spring Foam : 35% high density foam for backrest and 45% for seat Leg : Original wood color leg
---	--------------	-------	-------------	---